


HANSER



Sample Pages

Training in Plastics Technology

Christian Hopmann, Helmut Greif and Leo Wolters

Print-ISBN: 978-1-56990-910-2

E-Book-ISBN: 978-1-56990-935-5

For further information and order see

www.hanserpublications.com (in the Americas)

www.hanser-fachbuch.de (outside the Americas)

© Carl Hanser Verlag, München

Preface to the Third Edition

We are pleased that you have decided to study this book, which is available in both print and e-book formats.

The basis of the book was created almost 50 years ago as part of a research project lasting several years with the aim of finding and developing suitable methods of knowledge transfer for plastics technology. In 1976, a first German edition was published under the title *Lernprogramm Technologie der Kunststoffe* (“Training Program Technology of Plastics”), which was developed by the Institute of Plastics Processing (IKV) at RWTH Aachen University in cooperation with the Institute of Educational Science at RWTH Aachen University.

The editors were Prof. Georg Menges (Head of the Institute of Plastics Processing at RWTH Aachen University), Prof. Johannes Zielinski (Director of the Institute for Educational Science at RWTH Aachen University) and Ulrich Porath, a research engineer at the IKV.

The preface to the first edition in 1976 started with the statement:

“It is impossible to imagine our daily lives without plastics. We take this material in our hands as a matter of course without having dealt with it in any detail ...”

Today, 47 years later, this statement is more valid than ever, as plastic materials have opened application ranges in almost all areas of life and will continue to do so in the future.

This comprehensively revised, new English edition of the text- and workbook still pursues the same goal of introducing the reader to the world of plastics and imparting the essential basics about the material and its machining and processing. It has been revised professionally, technically, and pedagogically, and further lessons on new topics have been added.

The book is a collaborative effort. The authors wish to thank all those who have contributed to its success – especially the companies and institutions that have provided ample visual material or information.

At this point, we would like to express our sincere thanks to all those who have contributed to the revisions of the different editions: Dr. Johann Thim, Hans Kaufmann, Prof. Walter Michaeli as well as Franz-Josef Vossebürger.

We hope you enjoy learning and working with this new edition.

Christian Hopmann

Helmut M. Greif

Leo Wolters

We highly appreciate any suggestions for improvements (office@ikv.rwth-aachen.de).

Editor's Preface to the Second Edition

This short volume is intended as a text and workbook for technicians employed in the plastics industry. The original German language edition was prepared at the behest of the government of the Federal Republic of Germany, the German Federal Association of Employers in the Chemical Industry and the German Chemical Workers Union. The book was put together and written at the Institut für Kunststoffverarbeitung (IKV) (Institute for Plastics Processing) at the Technical University of Aachen by Prof. Walter Michaeli with Helmut Greif, Hans Kaufmann and Franz-Josef Vossebürger.

Germany has long realized the necessity of organized post-high school teaching of trades to aspiring technicians. It is envisaged as the modern equivalent of the medieval apprenticeship program. Plastics processing is recognized as one of the modern trades deserving this treatment. The German program is described in some detail in Appendix 1.¹ It is one of known success as witnessed by the success of Germany's many manufacturing firms. The skill of their well-trained technicians is proverbial.

In the United States, there has been increased interest in recent years in the post-high school training of technicians. However, little attention has been given to the system long established in Germany which could serve as a model.

It is hoped that this book will find use in educational programs for technicians taught both within industry and in schools/programs dedicated to this purpose.

James L. White

Institute of Polymer Engineering

University of Akron

¹⁾ This refers to Lesson 21 in the 3rd edition.

The Authors

Professor Dr.-Ing. Christian Hopmann

Prof. Christian Hopmann holds the Chair for Plastics Processing and is director of the IKV – Institute for Plastics Processing in Industry and Craft at RWTH Aachen University in Germany. He is also co-founder of the AZL – Aachen Center for Lightweight Production and Vice Dean of the faculty for Mechanical Engineering of RWTH Aachen University. His interests lie in fundamental and applied research in plastics technology with a particular focus on digitization and simulation, lightweight technologies, and the circular economy. Hopmann is the principal investigator and member of the steering committee of the Federal Cluster of Excellence “Internet of Production”. He initiated the Polymer Innovation Center 4.0, which addresses the domain specific realization and implementation of digitization in the plastics industry, with a particular focus on SME.

Hopmann received the Innovation Award of the Federal German state of North Rhine-Westphalia in 2014. He was appointed visiting professor at the Beijing University of Chemical Technology, Beijing/China in 2017 and fellow of the Society of Plastics Engineers (SPE), CT/USA, in 2019. Hopmann has served as international representative of the Polymer Processing Society (PPS) since 2021 and has been a member of the board of directors and the scientific advisory board as well as chairman of the board of the material engineering division of the VDI – The Association of German Engineers – since 2022.

Dr. Dipl.-Ing. Helmut Greif M. A.

Until 2016, Dr. Helmut Greif was Managing Director of the Aachen Society for Innovation and Technology Transfer (AGIT). He studied mechanical engineering, with a focus on construction technology, at the Aachen University of Applied Sciences, and sociology/political science/education at RWTH Aachen University, where he also received his interdisciplinary doctorate under Prof. Hörning (sociology) and Prof. Michaeli (mechanical engineering). After working in industry and business as a factory planner (company: agiplan) and then as managing director of a training and qualification institution (Dr. Reinhold Hagen Foundation), he was

head of the HPI (Heinz Piest Institute) at the University of Hanover in the faculty of mechanical engineering before moving to AGIT in Aachen in 2007.

Dipl.-Ing. Leo Wolters

Leo Wolters was Managing Director of the Training and Further Education Department at the Institute for Plastics Processing (IKV) in Industry and Craft at RWTH Aachen University from 1995 to 2021. He studied mechanical engineering at the Cologne University of Applied Sciences, majoring in production engineering. Since September 1984, he has been engaged in technology transfer and training and further education in the field of plastics processing at the IKV in Aachen and has been actively involved in numerous national and international committees as well as standards committees.

■ Translation

Dr.-Ing. Marion Hopmann

Marion Hopmann studied mechanical engineering with particular focus on plastics processing at RWTH Aachen University. She received her doctoral degree at the Institute for Plastics Processing (IKV) in Industry and Craft at RWTH Aachen University with a thesis on additive manufacturing. After a career in the automotive industry at Ford Motor Company and Visteon she gave lectures on injection molding at FH Aachen University of Applied Sciences in Jülich and is currently working as consultant.

How to Use this Book

Introduction

This text and workbook provide an introduction to the world of plastics. The use of the plural “plastics” instead of the singular “plastic” indicates that we are dealing with a variety of different materials that can differ significantly in processibility or in their response to the influence of heat. Nevertheless, they are all classified as plastics as they are all synthetically produced, meaning newly composed, and thus do not occur in this form in nature.

Lessons

“Training in Plastics Technology” is divided into educational units that can be described as lessons, with each lesson covering a distinct subject area. The lessons, approximately equal in length, are designed so that they can be arranged by each student in a meaningful educational sequence.

Key Questions

The key questions at the beginning of each lesson are intended to help the student approach the subject matter with certain questions in mind. The answers to these questions will become clear after the student has worked through the lesson.

Prerequisite Knowledge

It is not necessary to study the lessons in any sequence. Information is provided in each lesson that indicates which lessons or content are important for understanding the lesson at hand.

Subject Area

The lessons can each be assigned to superordinate subject areas. Each lesson starts with a note indicating the subject area to which it belongs.

Performance Review

The review questions at the end of each chapter serve to verify the acquired knowledge. The correct answer must be selected from the list of answers provided and entered in the space provided in the text. The answers can be checked from the solutions at the end of the book. If the selected answer is incorrect, the corresponding topic should be worked through again.

Example: “Optical Data Carrier” (CD, CD-ROM, DVD, Blu-ray Disc)

To increase the understanding of plastics and improve thinking in contexts, a molded part made of plastic has been chosen to serve as an example, and will be referred to in many of the lessons in the book. This product is used to show why, for example, a particular plastic is ideal for manufacturing “optical data carriers”, such as a CD, and to ask whether this plastic can be recycled.

Additional Information

Literature, glossary, professions, and abbreviations: The appendixes provide supplementary material on plastics for the interested reader. The selected bibliography can help with finding information on further technical literature. The glossary is intended to contribute to a standardized understanding of the terms used, and it can serve as a kind of short encyclopedia. The information on the job description of “Process Technician for Plastics and Rubber Engineering” and “Materials Tester Focus: Plastics” offers an opportunity to find out more about the tasks of these German plastics professions and their different specializations as well as about further training opportunities and promotion prospects in this area. A list of abbreviations, both general and plastics-specific, is provided to facilitate an understanding of the technical content. The most important physical values and their formula symbols are also provided.

Abbreviations and Symbols

Physical Quantities

Formula Symbol	Explanation	Unit
A	Area	m^2
a	Center-to-center distance	m
α	Thread angle (Greek: "alpha")	$^\circ$
Å	Ångström ($1 \text{ Å} = 10^{-10} \text{ m}$)	m
b	Channel width	m
D	Screw diameter	m
d	Core diameter	m
e	Land width	m
E-modulus	Young's modulus (modulus of elasticity)	MPa
ε	Strain (Greek: "epsilon")	%
F	Force	N
$\dot{\gamma}$	Shear rate (Greek: "gamma dot")	1/s
h	Flight depth	m
η	Viscosity (Greek: "eta")	Pa s
i	Number of flights	n (number)
J	Joule	W s = N m
λ	Heat conductivity (Greek: "lambda")	W/m K
L/D	Screw length/screw diameter ratio	1
M	Torque	N m
Mt	Million tons	
P	Power	W
φ	Screw pitch angle (Greek: "phi")	$^\circ$
\dot{Q}	Volumetric flow rate	m^3/s
Q	Heat quantity	J
$qm = \dot{m}$	Mass flow	kg/s
R	Resistance	Ω (Ohm)

Formula Symbol	Explanation	Unit
s_k	Screw clearance	m
σ	Tensile strength (Greek: “sigma”)	N/m ² or Pa
t	Screw pitch	
t	Ton (metric) or tonne	1000 kg
T	Temperature	°C
T	Trillion (10 ⁹)	
τ	Shear stress (Greek: “tau”)	N/m ²
T_f	Flow temperature range (FT)	°C
T_g	Glass transition or softening temperature range (GT or ST)	°C
T_c	Crystalline melting temperature range (CM)	°C
v	Velocity	m/s

Plastics

Abbreviation	Explanation
ABS	Acrylonitrile butadiene styrene copolymers (amorphous copolymers)
BR	Polybutadiene (general purpose rubber; butadiene rubber)
C	Carbon (Latin: “carbonium”)
CAMPUS	Computer Aided Material Preselection by Uniform Standards
CFRP	Carbon fiber reinforced plastic (carbon fiber composite material (CF) with a polymer matrix)
Cl	Chlorine
CMR	Crystalline melting temperature range (also T_c)
CR	Polychloroprene (specialty type of rubber)
DT	Decomposition temperature
EP	Epoxy resins
EVOH	Ethylene/vinyl alcohol copolymer
EX	Extrusion
F	Fluorine
FIT	Fluid injection technology
FRP	Fiber reinforced polymers
FT	Flow temperature range (also T_f)
GIT	Gas injection molding, also gas-assisted injection molding
GKV	<i>Gesamtverband Kunststoffverarbeitende Industrie</i> (German Association of Plastics Converters)
GMT	Glass mat reinforced thermoplastics
GRP	Glass fiber reinforced plastics – composite materials made of glass fibers (GF) and a polymer matrix

Abbreviation	Explanation
H	Hydrogen (Latin: "Hydrogenium")
IKV	<i>Institut für Kunststoffverarbeitung</i> (Institute for Plastics Processing)
IM	Injection Molding
MFR	Melt flow rate, is replaced by melt volume rate (MVR)
MVR	Melt volume rate, colloquially also MVI (melt volume index)
N	Nitrogen (Latin: "nitrogenium")
NR	Natural Rubber
O	Oxygen (Latin: "oxygenium")
PA	Polyamide (semicrystalline thermoplastic)
PC	Polycarbonate (amorphous thermoplastic)
PE	Polyethylene (semicrystalline thermoplastic)
PE-HD	High-density polyethylene
PE-LD	Low-density polyethylene
PEEK	Polyether ether ketone (semicrystalline thermoplastic, heat-resistant)
PES	Polyether sulfone (amorphous thermoplastic)
PET	Polyethylene terephthalate (semicrystalline thermoplastic)
PF	Phenol formaldehyde
PMMA	Polymethyl methacrylate (amorphous thermoplastic)
POM	Polyoxymethylene (semicrystalline thermoplastic), also called polyacetal
PP	Polypropylene (semicrystalline thermoplastic)
PPI	Plastics processing industry
PS	Polystyrene (amorphous/semicrystalline thermoplastic)
PUR	Polyurethane (elastomer)
PVC	Polyvinyl chloride (amorphous thermoplastic)
RIM	Reaction injection molding
SBR	Styrene butadiene rubber
SMC	Sheet molding compound
ST	Softening temperature range (also T_g = glass transition temperature range)
ST	Softening temperature
UP	Unsaturated polyester resin
WIT	Water-assisted injection molding

General Terms

Abbreviation	Explanation
AI	Artificial intelligence
Al	Aluminum
APR	Accident Prevention Regulations (see also VBG)

Abbreviation	Explanation
ASI	Austrian Standards International
AT (AUT)	Austria (.at)
BBiG	<i>Berufsbildungsgesetz</i> – (German) vocational training act
BEM	Boundary element method
BG	<i>Berufsgenossenschaft</i> – (German) occupational insurance association
BGR	<i>Berufsgenossenschaftliche Regeln</i> – (German) occupational insurance association rules
BGV	<i>Berufsgenossenschaftliche Vorschriften</i> – (German) regulations of the trade association
BIBB	<i>Bundesinstitut für Berufsbildung</i> – (German) Federal Institute for Vocational Training
Blu-ray disc	HD-DVD = High-Density Digital Versatile Disc
CAD	Computer aided design
CAE	Computer aided engineering
CAM	Computer aided manufacturing
CAQ	Computer aided quality
CD	Compact disc
CH (CHE)	Switzerland (.ch)
CIM	Computer integrated manufacturing
CIP	Continuous improvement process
CNC	Computerized numerical control
DE (DEU)	Germany (.de)
DGQ	<i>Deutsche Gesellschaft für Qualität</i> – German society for quality
DGUV	<i>Deutsche Gesetzliche Unfallversicherung</i> – German social accident insurance
DIN	<i>Deutsches Institut für Normung</i> – German equivalent of American National Standards Institute ANSI
DSD	<i>Duales System Deutschland</i> – Dual System Germany
DVD	Digital Versatile Disc
EC	Is replaced by EU – European Union
ECS	European Committee for Standardization
EDP	Electronic data processing
EMG	European machine guidelines
EMS	Environmental management system
EN	European Norm
EU	European Union (see also EC)
FEM	Finite elements method
FVM	Finite volume method
GC	German constitution

Abbreviation	Explanation
HD	High density
IMS	Integrated management systems (see also QM, EMS)
IR	Infrared
ISO	International Standard Organization
JIS	Just in sequence
JIT	Just in time
KrWG	<i>Kreislaufwirtschaftsgesetz</i> – German circular economy law
LCA	Life cycle assessment
LD	Low density
LIL	Lower intervention limit (see also UIL)
log	Logarithmic (not linear)
LP	Long-playing record
MT	Machine tool
OHS	Occupational health and safety
ÖN	<i>Österreichische Norm</i> – Austrian Norm
OS	Operations scheduling
OSHA	Occupational Safety and Health Act
PCDA	Plan-check-do-act
PGE	Planetary gear extruder
QA	Quality assurance (see also IMS)
QM	Quality management (see also IMS)
QMS	Quality management system
QRK	Quality control chart
SF	Substitute fuels
SME	Small and medium-sized enterprises
SN	Swiss Norm
SNV	Swiss Standards Association
SPC	Statistical process control
TQM	Total quality management
UIL	Upper intervention limit (see also LIL)
UV	Ultraviolet
VBG	Regulation of the Trade Association (see also APR)
VDA	Association of the German Automotive Industry
VerpackG	German Packaging Act from 2019 (replaces the German VerpackV)
VerpackV	German Packaging Act from 1998, new regulation 2014)
WIP	Waste incineration plant

Academic Degrees

Abbreviation	Explanation
Dipl.-Ing.	Diplom-Ingenieur (old term in Germany for M. Eng. or M. Sc.)
B. Eng.	Bachelor of Engineering
B. Sc.	Bachelor of Science
M. Eng.	Master of Engineering
M. Sc.	Master of Science

Plastic – An Artificial Material?

Key Questions

Where do we encounter plastics in everyday life?

How long have we been using plastics?

What is a compact disc (CD) made of?

Contents

Plastics – Part of Our Everyday Life

Plastics – Versatile Materials

Plastics – Young Materials

Plastics – Part of Our Everyday Life

In our environment, plastics have become perfectly acceptable as a matter of course in everyday use. People don't think about why these products are made of plastic when they use freezer bags or cell phones. plastics ...

Why are more and more drinking bottles being made of plastic instead of glass?

Here, weight plays the most crucial role. The lighter, plastic bottle is stable enough to transport the liquid it contains. It is more energy-efficient to manufacture and saves fuel as well as CO₂ because less weight is being transported. The consumer also benefits from carrying a lighter, plastic bottle. ... are lightweight

Why are power cables coated with plastic and not, for instance, with porcelain or fabric?

Plastic sheathing is more flexible than porcelain and tougher than fabric, yet it insulates the cable just as well, if not better. ... insulate against electric current and can be flexible

Why is a refrigerator interior lined with plastic?

Because plastic is, on one hand, rugged. On the other, it is a poor conductor of heat, and so the low temperatures can be maintained better. Furthermore, the surfaces are easy to clean. ... insulate against heat

The opposite is the case, for example, for the insulation of houses. Here, foamed plastics help to keep the heat in the house for much longer. Heating costs, but also CO₂ emissions, are significantly reduced. ... insulate against cold

Why is a CD made of plastic?

Because the plastic polycarbonate (PC) is as translucent as glass. At the same time, it is much lighter than glass and not as fragile.

... are low-cost materials

Of course, we must also consider the price in all these examples. Using plastics is often the more cost-effective technical solution, especially for mass-produced articles. Why this is so, and which problems are often overlooked in this context (e.g. waste disposal), we will examine later.

Plastics – Multifunctional Materials

wood
natural rubber

Before plastics became known, only nature provided lightweight materials. Wood is easy to process and is strong and flexible. It can also be permanently shaped by special processes. Natural rubber, a raw material for synthetic rubber, is elastic and stretchable.

natural materials

All technical problems cannot be solved with the properties of natural materials, however. This triggered a search for new materials possessing the required properties. Not until the twentieth century did chemists learn enough about the molecular structure of natural materials (e.g., natural rubber) to be able to produce these materials artificially. The heat-insulating neoprene (for wetsuits), which came to market in 1930 and was produced from rubber, was the first major application of this new group of materials.

Lego bricks

Another example illustrating the diversity of plastics is the “Lego bricks” that were launched in 1958. Initially they were made from cellulose acetate and later from ABS. The high quality of this well-known plastic product is apparent from the fact that even after 50 years, the precision fit is still fully guaranteed.

ideal properties

The properties of plastics produced today are often far superior to those of natural materials. For the most diverse purposes, we now have materials whose properties are ideally customized to the intended application.

material properties

It is impossible to determine the purpose for which a plastic article is best suited by observing its external appearance. We also need to know something about the internal structure of the material. It gives us information about density, conductivity, permeability, or solubility, for example. In other words, it tells us the “material-specific properties”.

Plastics – Young Materials

plastics model
Nobel Prize

The systematic conversion of natural substances into the materials known today as “plastics” began in the 19th century. However, they did not attain commercial significance until the 1930s, when Prof. Hermann Staudinger developed his model picture of the structure of plastics. A German chemist, Staudinger (1881 to 1965) received the Nobel Prize for this research in 1953.

The global boom in the plastics industry began after World War II. Coal was initially used as the basic material, and it was not until the mid-fifties that the switch was made to petroleum. The advantage of this change was that the previously worthless refining fractions that occurred as separation products in the process of cracking crude oil could be put to effective use. The rapid increase in plastics production experienced a moderate setback during the 1973 oil crisis. Nevertheless, the materials have recorded above-average, dynamic growth up to the present day.

World production of plastics shows a continuous growth rate of 3 to 5% per year (see Figure 1).

substituting traditional materials

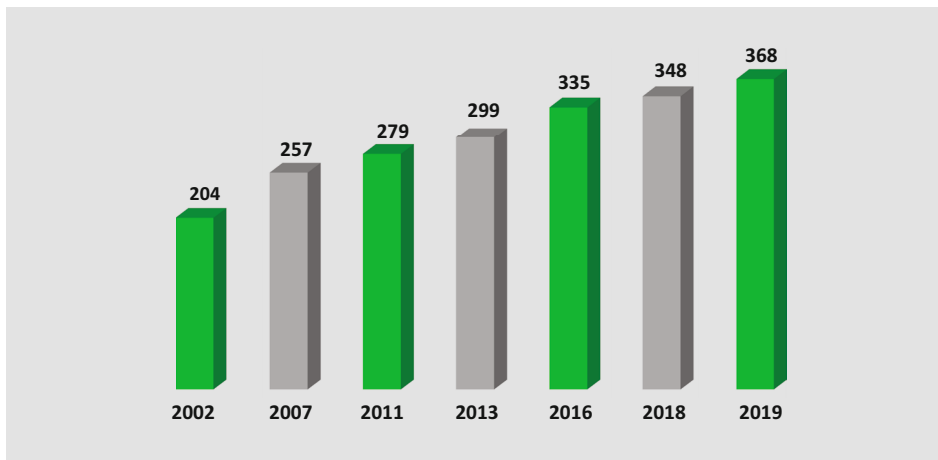


Figure 1 Worldwide production of plastics in millions of tons [based on: Plastics Europe]

However, plastics can only be used with optimal effectiveness when their special characteristics are considered. Particularly when they are substituted for traditional materials such as wood or metal, a design suitable for plastics must be taken into consideration that will allow the plastics to bring their many possibilities to the application. It is important to be familiar with the appropriate processing methods, as well as the corresponding characteristic material values.

Such a plastic-based approach requires a fundamental understanding of the manufacturing and processing methods as well as the material characteristics. This book is intended to provide a first fundamental and comprehensive overview of the subject of plastics. We intend to follow a technical plastic component on its way from the starting material, crude oil, through production, to final disposal through recycling. This part will be a compact disc (CD) or DVD, which should be familiar to everyone. It thus makes an ideal example of modern plastics processing.

compact disc (CD)

Figure 2 shows a CD produced via the injection molding process and its dimensions.

CD

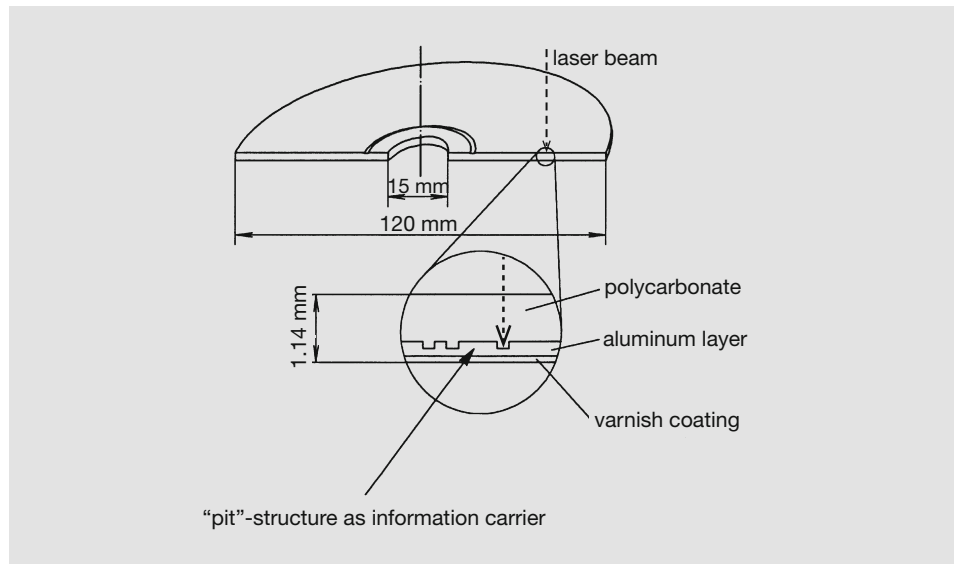


Figure 2 Compact disc (CD) and its dimensions

DVD
Blu-ray (HD-DVD)

The modern siblings of the CD, for example the DVD (Digital Versatile Disc) and the HD-DVD or Blu-ray disc, are not produced using the classic injection molding process. Due to their multilayer structure, significantly thinner discs must be produced. They are injection compression molded and glued together in a further step.

long-playing record (LP)
polyvinyl chloride (PVC)

It is interesting to note in this context that the long-playing record (LP) was a plastic predecessor technology of the CD for high-quality music. The LP came onto the market in 1948. At that time, this new material group of “plastics” contributed decisively to the worldwide success of a recording medium. The LP is made of PVC (polyvinyl chloride), a material that is highly resistant to external influences and is the same material used to produce plastic windows, for example.

Contents

	Preface to the Third Edition	V
	Editor’s Preface to the Second Edition	VII
	The Authors	IX
	Translation	X
Notes	How to Use this Book	XI
Notes	Abbreviations and Symbols	XIII
Introduction	Plastic – An Artificial Material?	XIX
Lesson 1	Plastics Fundamentals	1
	1.1 What are “Plastics”?	1
	1.2 What are Plastics Made of?	2
	1.3 How to Classify Plastics?	2
	1.4 How are Plastics Identified?	4
	1.5 What are the Physical Properties of Plastics?	5
	1.6 Performance Review – Lesson 1	8
Lesson 2	Raw Materials and Polymer Synthesis	9
	2.1 Raw Materials for Plastics	9
	2.2 Monomers and Polymers	11
	2.3 Polyethylene Synthesis	13
	2.4 Methods of Polymer Synthesis	15
	2.5 Performance Review – Lesson 2	21

Lesson 3	Classification of Plastics	23
	3.1 Bonding Forces in Polymers and Their Temperature Behavior	24
	3.2 Identification of Categories of Plastics	26
	3.3 Thermoplastics	26
	3.4 Cross-Linked Plastics (Elastomers and Thermosets) ..	28
	3.5 Fabrication and Processing Methods	30
	3.6 Methods for Shaping Thermoplastics	31
	3.7 Performance Review – Lesson 3	32
Lesson 4	Deformation Behavior of Plastics	35
	4.1 Behavior of Thermoplastics	35
	4.2 Amorphous Thermoplastics	36
	4.3 Semicrystalline Thermoplastics	37
	4.4 Behavior of Cross-Linked Plastics	39
	4.5 Performance Review – Lesson 4	41
Lesson 5	Time-Dependent Behavior of Plastics	43
	5.1 Behavior of Plastics Under Load	43
	5.2 Effect of Time on Mechanical Behavior	45
	5.3 Recovery Behavior of Plastics	46
	5.4 Dependence of Plastics on Temperature and Time ...	47
	5.5 Performance Review – Lesson 5	51
Lesson 6	Physical Properties	53
	6.1 Density	53
	6.2 Thermal Conductivity	54
	6.3 Electrical Conductivity	55
	6.4 Transparency	56
	6.5 Material Characteristics of Plastics	57
	6.6 Performance Review – Lesson 6	61
Lesson 7	Fundamentals of Rheology	63
	7.1 Fundamentals	63
	7.2 Flow and Viscosity Curves	66

	7.3	Flow Behavior of Plastic Melts	66
	7.4	Melt Flow Index (MFI)	68
	7.5	Performance Review – Lesson 7	70
Lesson 8		Plastic Applications	71
	8.1	Fundamentals	72
	8.2	Requirements Criteria – Material Selection – Manufacturing Processes	72
	8.3	Examples of Plastic Applications	76
	8.4	Performance Review – Lesson 8	82
Lesson 9		Plastics Compounding	83
	9.1	Fundamentals	83
	9.2	Metering	85
	9.3	Mixing	85
	9.4	Plasticizing	87
	9.5	Pelletizing	89
	9.6	Crushing	91
	9.7	Performance Review – Lesson 9	92
Lesson 10		Extrusion	93
	10.1	Fundamentals	93
	10.2	Extrusion Lines	94
	10.3	Coextrusion	103
	10.4	Extrusion Blow Molding	104
	10.5	Blown Film Process	107
	10.6	Performance Review – Lesson 10	108
Lesson 11		Injection Molding	111
	11.1	Fundamentals	111
	11.2	Injection Molding Machine	113
	11.3	The Injection Mold	117
	11.4	Process Flow	119
	11.5	Other Injection Molding Processes	123
	11.6	Examples and Products	125
	11.7	Performance Review – Lesson 11	126

Lesson 12	Fiber-Reinforced Composites (FRC)	127
	12.1 Fundamentals	127
	12.2 Materials	128
	12.3 Process Flow	129
	12.4 Hand Lay-Up	130
	12.5 Automated Processing Methods	131
	12.6 Performance Review – Lesson 12	135
Lesson 13	Plastic Foams	137
	13.1 Fundamentals	137
	13.2 Properties of Foams	138
	13.3 Foam Production	141
	13.4 Examples and Products	144
	13.5 Performance Review – Lesson 13	145
Lesson 14	Thermoforming	147
	14.1 Fundamentals	147
	14.2 Process Steps	149
	14.3 Technical Installations	151
	14.4 Examples and Products	152
	14.5 Performance Review – Lesson 14	153
Lesson 15	Additive Manufacturing	155
	15.1 Fundamentals	155
	15.2 Plastics for Additive Manufacturing	158
	15.3 Operating Steps and Process Parameters	160
	15.4 Examples and Products	163
	15.5 Performance Review – Lesson 15	164
Lesson 16	Plastic Welding	165
	16.1 Fundamentals	165
	16.2 Process Steps	166
	16.3 Welding Processes	167
	16.4 Examples and Products	172
	16.5 Performance Review – Lesson 16	173

Lesson 17	Machining Plastics	175
	17.1 Fundamentals	175
	17.2 Cutting Processes	176
	17.3 Performance Review – Lesson 17	180
Lesson 18	Bonding of Plastics	181
	18.1 Fundamentals	181
	18.2 Bondability and Adhesive Joints	184
	18.3 Classification of Adhesives	186
	18.4 Bonding Process	187
	18.5 Examples and Products	188
	18.6 Performance Review – Lesson 18	189
Lesson 19	Plastic Waste	191
	19.1 Fundamentals	191
	19.2 Plastics Production and Its Applications	192
	19.3 Plastic Products and Lifetime	194
	19.4 Avoiding and Recycling Plastic Waste	196
	19.5 Circular Economy in Plastics Business	197
	19.6 Performance Review – Lesson 19	199
Lesson 20	Plastics Recycling	201
	20.1 Fundamentals	201
	20.2 Mechanical Recycling	203
	20.3 Chemical Recycling	206
	20.4 Thermal Recovery	207
	20.5 Recycling of Plastic Waste	209
	20.6 Examples and Products	209
	20.7 Performance Review – Lesson 20	213
Lesson 21	Qualification in Plastics Processing	215
	21.1 Fundamentals	215
	21.2 Plastics Training in Industry	216
	21.3 Plastics Training in the Skilled Trades/Crafts Sector	223

Appendix	Selected Literature	227
Appendix	Glossary of Plastics Technology	233
Appendix	Answers	255

1

Lesson

Plastics Fundamentals

Subject Area

Plastics Fundamentals

Key Questions

How can plastics be defined?

What are plastics made of?

How are plastics classified?

What plastic is a CD made of?

Are plastics recyclable?

What properties do plastics have?

Where can we find plastics in use?

Contents

1.1 What are “Plastics”?

1.2 What are Plastics Made of?

1.3 How to Classify Plastics?

1.4 How are Plastics Identified?

1.5 What are the Physical Properties of Plastics?

1.6 Performance Review – Lesson 1

■ 1.1 What are “Plastics”?

The name “plastic” does not stand for a single material. Just as “metal” is used to describe more than just iron or aluminum, the name “plastic” is the generic term for many materials that differ in structure, properties, and composition. The properties of plastics are so diverse that they often replace or supplement conventional materials, such as wood or metal.

All plastics have one thing in common, however. They are the result of the tangling or linking of very long molecular chains (chain molecules) known as “macromole-

generic term

macromolecules

cules” (Greek: macros = large). These macromolecules often consist of more than 10,000 individual structural elements. In these molecular chains, the individual building blocks are arranged one after the other like pearls on a necklace. The plastic can be thought of as something similar to a ball of wool made up of many individual threads. It is very difficult to pull a single thread out of the ball. The situation is similar in a plastic, in which the macromolecules “hold on” to each other. Since macromolecules, and thus the plastics, are made up of many individual structural elements, the monomer molecules (Greek: monos = individual, meros = part), they are also generally called polymers (Greek: poly = many).

definition

Plastics are materials whose essential components consist of macromolecular, organic compounds that are created synthetically or by the conversion of natural products. Usually, these materials can be shaped or undergo plastic deformation when processed under certain conditions (e. g., heat or pressure).

■ 1.2 What are Plastics Made of?

monomers

The basic substances for polymers are called “monomers”. It is often possible to produce several different polymers from the same individual basic substances by varying the manufacturing process or by creating different mixtures.

raw materials
refinery products

The basic materials for monomers are mainly crude oil and natural gas. Since carbon is the only relevant material for production, monomers could theoretically also be produced from wood, coal or even atmospheric CO₂. However, these substances are not yet being used because production from gas and oil is cheaper. Several years ago, some monomers were waste materials in the production of gasoline or fuel oil. Today, the high consumption of plastics makes it necessary to specifically produce these “waste monomers” in refineries.

■ 1.3 How to Classify Plastics?

Three overall groups of plastic materials are distinguished from one another. Figure 1.1 presents each of these groups, along with examples.

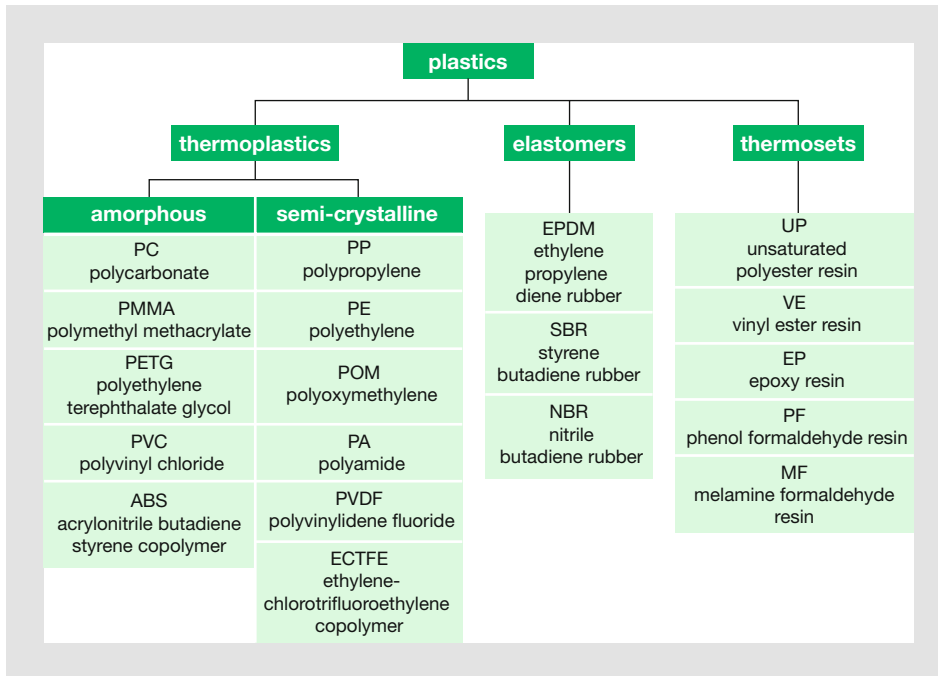


Figure 1.1 Classification of plastics

Thermoplastics (Greek: thermos = warm; plasso = shape, shapable) are fusible and soluble. They can be remelted several times and are soluble or at least swellable in many solvents. They vary from being soft to tough or hard and brittle at room temperature. A distinction is made between amorphous (Greek: amorphos = formless) thermoplastics, which resemble glass with respect to their molecular structure and are crystal clear, and semicrystalline thermoplastics, which have a opaque milky appearance. If a plastic is as transparent as glass, it is reasonably safe to conclude that it is an amorphous thermoplastic. Thermoplastics make up the largest proportion of plastics by quantity.

We will therefore make the cover of the sleeve for our CD from an amorphous material because it is supposed to be transparent in order to be able to read the list of titles. The plastic of the CD itself is also transparent. Usually, it is vapor-coated on one side with aluminum (the aluminum layer acts like a mirror) and then printed so that the laser beam does not pass through it, but is reflected instead.

Thermosets are hard and tightly cross-linked in all spatial directions. They are not plastically deformable, cannot be melted and are highly heat-resistant. Because thermosets are very densely cross-linked, they cannot be dissolved and are very difficult to swell. At room temperature, they are hard and brittle. Plug sockets, for example, are made of thermosets.

thermoplastics
amorphous thermo-
plastics semicrystalline
thermoplastics

CD

thermosets

elastomers

Elastomers (Greek: elastiko = springy; meros = part) are non-meltable, insoluble, but swellable. They have a wide-meshed spatial cross-linking and are therefore in an elastically soft state at room temperature. Examples of elastomer applications are sealing rings or tires.

■ 1.4 How are Plastics Identified?

DIN EN ISO 1043-1

According to the international standard DIN EN ISO 1043-1, plastics are designated by character sequences (abbreviations) that indicate their chemical structure. Additional letters (codes) indicate the application, fillers, and basic properties such as density or viscosity according to DIN EN ISO 1043-2 and DIN EN ISO 1043-3. An example is given in Table 1.1.

HDPE

Table 1.1 Example of Standardized Plastic Identification

Identification of the plastic:

HDPE

Material name:

Linear high-density polyethylene

Abbreviation of the basic polymer product:

PE = polyethylene

Code letters of the additional properties:

H = first code letter for special properties: H = high

D = second code letter for special properties: D = density

example: PC

The CD is made of polycarbonate (PC). PC is a thermoplastic classified according to DIN EN ISO 7391.

In the designation “PC, MLR, 61-09-3”, PC stands for polycarbonate, M stands for the injection molding process, L refers to the light and weather stabilizer, and R stands for a mold release agent. The number sequence 61 stands for the viscosity (59 ml/g), the number sequence “0” stands for the melt volume flow rate (MVR 300/1.2 of 9.5 cm³/g) and the number 3 denotes the impact strength (35 kJ/m²).

quantities and values

The various quantities and values given here are only to be noted for the time being. Perhaps after reading this book, you will read this section again to see if you can correctly classify many of the previously unknown terms such as “molding compounds” or “MFR value” (melt flow rate), which describes the flowability of the plastic.

■ 1.5 What are the Physical Properties of Plastics?

Plastics are Lightweight

Plastics are typically lightweight construction materials, usually lighter than metals or ceramics. Because some plastics are lighter than water, they can float on the surface. They are used as lightweight components in the construction of airplanes, in automobile production, and for packaging or sports equipment. For example, aluminum is three times as heavy, and steel eight times as heavy, as polyethylene (PE).

lightweight construction materials

The CD spins at a speed of 200 to 500 revolutions per minute. In order for the motor of the CD player to start up quickly and to be small, it is important that the CD is lightweight.

CD

Plastics Are Easy to Process

The processing temperature of plastics ranges from room temperature to approximately 250 °C (482 °F) and in some special cases even up to 400 °C (752 °F). Due to this low processing temperature, which for steel is over 1400 °C (2552 °F), processing is not very complex and relatively little energy is required. This is one reason for the rather low production costs, even for complicated parts. The various processing methods such as injection molding or extrusion will be presented in detail later.

processing temperature

The Properties of Plastics Can be Selectively Optimized

The low processing temperature facilitates the incorporation of additives of various kinds, such as colorant, fillers (e.g., wood flour, mineral powder), reinforcing agents (e.g., glass or carbon fibers) and blowing agents for the production of foamed plastics.

additives

Colorants enable the material to be colored. This eliminates the need for subsequent painting or varnishing in most cases.

colorants

Inorganic fillers in the form of powder and sand can be used in a high proportion (up to 50%). They increase the modulus of elasticity and compressive strength and help to make the plastic more cost effective in many cases. Organic fillers such as (textile) woven fabrics or cellulose webs increase the toughness. Carbon black is incorporated, for example, into car tires (elastomers!). It improves the mechanical properties (abrasion resistance), increases thermal conductivity and light resistance. Incorporation of plasticizers (certain esters and waxes) can change the mechanical behavior of hard plastics to an elastomer-like state.

fillers

reinforcements	Glass, carbon, and aramid fibers, for example, are used as reinforcing materials. They are applied in various forms, e. g., as short or long fibers, as woven fabrics, or mats. The incorporation of specific fibers can boost strength and stiffness several times over.
blowing agents	The use of blowing agents produces synthetic foams whose density can be reduced to 1/100 of the starting material. Foams have particularly effective insulating properties and allow the production of ultra-lightweight components.

Plastics Possess Low Conductivity

insulation	Plastics not only insulate electrical current, as in the case of electricity cables, but also insulate against cold or heat. Examples are a refrigerator or a plastic cup. Plastic's thermal conductivity is about 1,000 times lower than the thermal conductivity of metals.
electrical conductivity	The reason for the poorer conduction of plastics in comparison to metals is that they have practically no free electrons. In metals, these electrons are responsible for transporting heat and electricity. It is precisely this property of plastics that can be significantly influenced by additives.
thermal conductivity	Plastics therefore make suitable insulation materials. However, their low thermal conductivity leads to problems during processing because, for example, the melting heat is transported only very slowly into the interior of the material. Because of their high insulating properties, plastics can become electrostatically charged. If conductive substances, such as metal powder, are added to the plastic before processing, the insulating effect decreases and with it the tendency to electrostatic charging.

Plastics are Resistant to Many Chemicals

corrosion	The bonding mechanism of atoms in plastics is very different from that of metals. For this reason, plastics are not as susceptible to corrosion as metals. Some plastics are very resistant to acids, bases, or aqueous salt solutions. However, many are soluble in organic solvents such as gasoline or alcohol.
CD CD-ROM DVD	Optical storage media, like CDs, CD-ROMs or DVDs, should therefore not be cleaned with turpentine if they become dirty, as it could damage the plastic.
solvents	When dissolving plastics, the best solvents are those that have a similar chemical composition to the plastics. As the saying goes, "like dissolves like".

Plastics are Permeable

diffusion material values	The penetration of a substance, e. g., a gas, through another material is called diffusion. The high permeability to gases, resulting from large distances between molecules or a low density, can be disadvantageous. However, permeability differs from
------------------------------	---

one plastic to another. Permeability does have certain practical applications, such as membranes for seawater desalination plants, for certain packaging films or, for example, organ replacement. Suitable plastics for a particular field of application can be found via such material values as the density, e. g., listed in the manufacturer's specifications or data sheets.

Plastics are Recyclable

Plastics can be reused or processed into other products using various methods. This is referred to as recycling. If recycling does not prove to be economical, various plastics can also be incinerated to generate energy.

recycling

However, incineration of some substances is problematic and requires specific incineration technology as well as special filter technology. Particularly in the case of plastics that contain chlorine (such as PVC) or fluorine (such as PTFE, better known under the trade name Teflon, for example), the gases produced must be extracted and filtered accordingly. In the meanwhile, labeling of plastic products is obligatory. This makes it possible to identify which plastic the product was made of when being recycled. It is thus possible to sort the waste according to type and recycle it in a specific way.

incineration
product labeling

Additional Characteristics of Plastics

Some plastics are flexible. Although the modulus of elasticity and strength of plastics are wide-ranging, they are usually much lower than the corresponding properties of metals. In many cases, the high degree of flexibility is an advantage for production and application.

flexibility

Several plastics have better impact strength, compared to mineral glass, with equally good optical properties. This means that plastics do not break as quickly as glass, but in return they are not as scratch-resistant. For this reason, plastics are increasingly replacing glass, for example in civil engineering and in the automotive industry or in the field of optics.

impact strength

In the case of transparent plastics, in addition to better impact strength, the lower weight also offers an advantage over mineral glass. In automotive engineering, this not only saves weight but allows the vehicle's center of gravity to be lowered. Plastic lenses are more comfortable to wear than glass lenses.

transparency

■ 1.6 Performance Review – Lesson 1

No.	Question	Answer Choices
1.1	Plastics are divided into the groups consisting of thermoplastics, elastomers and _____.	monomers thermosets
1.2	Thermoplastics are divided into two subgroups: amorphous thermoplastics and _____ thermoplastics.	thermosetting semicrystalline
1.3	Thermoplastics are _____.	meltable non-meltable
1.4	Thermosets are strongly cross-linked and therefore they are non-meltable and _____.	soluble insoluble
1.5	Elastomers are _____ cross-linked.	densely loosely
1.6	Elastomers are _____.	meltable non-meltable
1.7	Most plastics are _____ than metals.	lighter heavier
1.8	The processing temperature of plastics is _____ than that of metals.	higher lower
1.9	Different plastics show _____ degrees of permeability to gases.	identical different
1.10	Plastics are very _____ insulators for heat and electrical current.	poor good
1.11	Most plastics _____ be recycled.	can be cannot be
1.12	The compact disc (CD) is made from the transparent plastic _____.	polyethylene (PE) polycarbonate (PC)

2

Lesson

Raw Materials and Polymer Synthesis

Subject Area	Plastics Chemistry
Key Questions	What raw materials are plastics made of? What are the steps of refining from crude oil to the basic substances of plastics? How are plastics structured? What is a monomer? What are macromolecules and what are chain units? What methods of polymer synthesis exist?
Contents	2.1 Raw Materials for Plastics 2.2 Monomers and Polymers 2.3 Polyethylene Synthesis 2.4 Methods of Polymer Synthesis 2.5 Performance Review – Lesson 2
Prerequisite Knowledge	Plastics Fundamentals (Lesson 1)

■ 2.1 Raw Materials for Plastics

The raw materials for plastics production are natural substances such as cellulose, coal, crude oil, and natural gas. The molecules of all these raw materials contain carbon (C) and hydrogen (H). Oxygen (O), nitrogen (N) or sulfur (S) might also be involved. The most important raw material for plastics is crude oil. carbon chemistry

Figure 2.1 shows the proportion of the various products made from crude oil as a percentage of total crude oil production. It is evident that only six percent of total petroleum is processed into plastics. crude oil




Figure 2.1 Breakdown of raw material products (source: Laple 2011)

intermediate steps

However, plastics are not produced directly from crude oil. Several intermediate steps are required.

distillation

In a refinery, crude oil is separated into its various components by distillation (a process for separating liquids). For the separation, the differences in boiling points of the various components are exploited. The following are separated: gas, gasoline, petroleum, gasoil, and the residue on distillation is bitumen, which is used in road construction.

cracking

The most important distillate for plastics production is crude gasoline. In a further thermal separation process, the distilled gasoline is broken down into ethylene, propylene, butylene, and other hydrocarbons. This process is also known as cracking. The proportions of the individual cracked products can be controlled via the process temperature. At 850 °C (1562 °F), for example, more than 30% ethylene is obtained.

basic substances

Styrene and vinyl chloride, for example, can also be obtained from ethylene in downstream reaction steps. Like ethylene, propylene, and butylene, these two substances are basic substances (monomers) from which plastics can be produced.

It is well known that all work processes require a certain amount of energy (pressure, heat, motor power, etc). Figure 2.2 shows how energy-efficiently plastic products are manufactured compared to other materials. The graph shows the energy input (calculated in tons of crude oil) required to manufacture items such as pipes and beverage bottles and energy expenditure

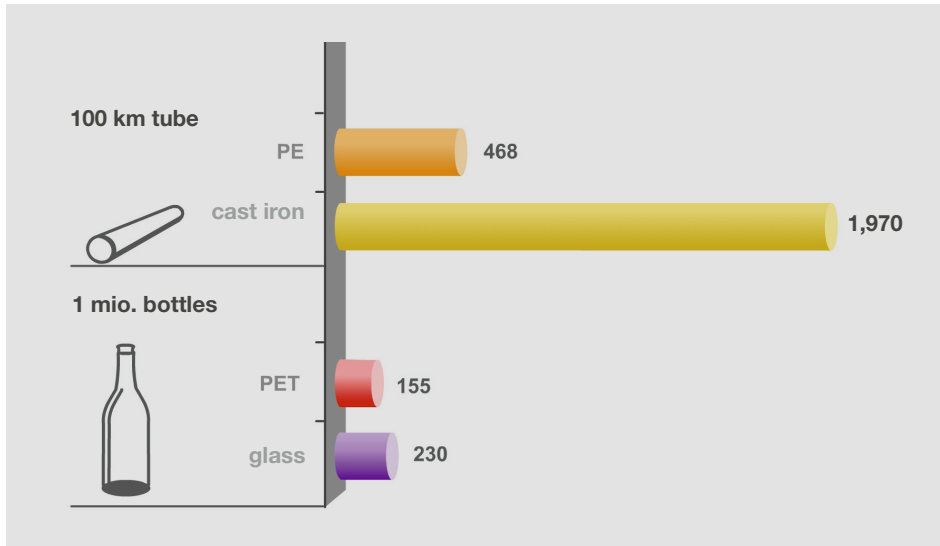


Figure 2.2 Energy required to produce pipes and bottles compared to classic materials (cast iron and glass)

■ 2.2 Monomers and Polymers

The basic substances of plastics are called monomers (Greek: mono = single; meros = part). The plastic macromolecules can be manufactured from these basic substances. The term macromolecule is derived from the size of the plastic molecules (Greek: makros = large), since they result from the combination of many thousands of monomer molecules. monomers
macromolecules

Prior to the formation of the macromolecule, the monomers exist individually (Figure 2.3). The synthetic material made up of many of these particles is called a polymer (Greek: poly = many). Only by means of a chemical reaction will the individual molecules become a macromolecule. polymer

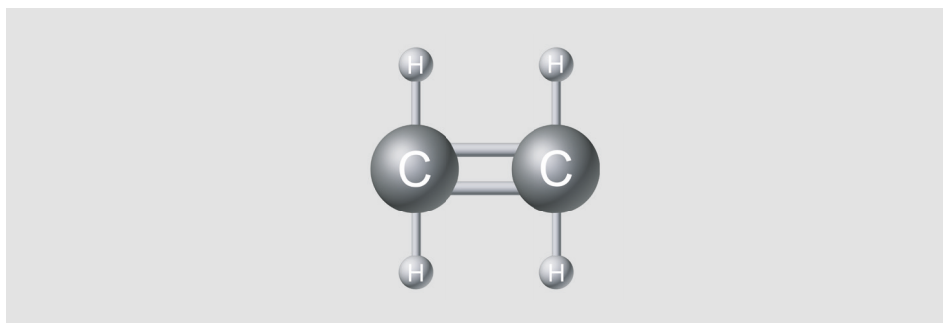


Figure 2.3 Monomer molecule (schematic example of ethylene)

chain elements

Since macromolecules are created from many identical monomers in the simplest case, they consist of identical chain elements that are continuously repeated (Figure 2.4).

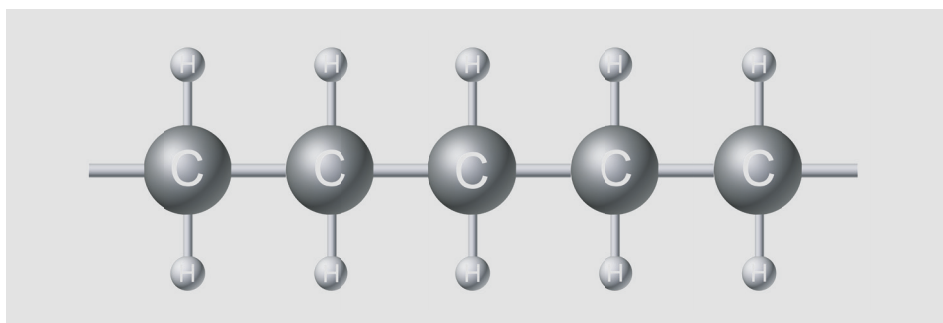


Figure 2.4 Macro molecule (chain units - example of polyethylene)

backbone

Each molecular chain has a continuous line of chain units to which others are attached that are not located in this line. This continuous line of the macromolecule, called the backbone, is most often composed of nothing but the element carbon (C). Oxygen (O) or nitrogen (N) sometimes may also be present. Carbon has the characteristic that it easily forms chains with itself and with oxygen and nitrogen. With other chemical elements, this property is not as prominent.

side chains

Attached to the backbone are various other elements or groups of elements, for example hydrogen (H). If the groups of elements consist of chain-building blocks that actually form a molecular chain, they are referred to as branches or side chains. These branches occur to a greater or lesser extent in all plastics.

2.3 Polyethylene Synthesis

One example of a macromolecular substance is polyethylene (Figure 2.5).

polyethylene

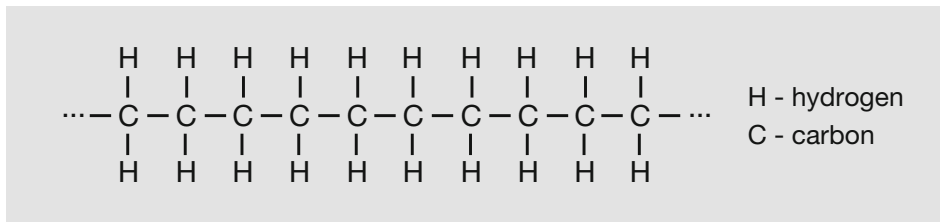


Figure 2.5 Structure of a polyethylene linear molecular chain

The monomer from which polyethylene is derived is called ethylene. It consists only of carbon and hydrogen, as shown in the structural formula in Figure 2.6.

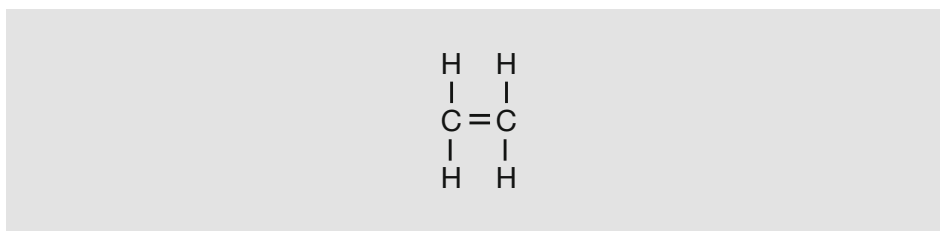


Figure 2.6 Structural formula of ethylene (monomer of polyethylene)

The lines in the figure represent the bonds between the atoms. One bond consists of a pair of electrons. The double lines between the carbon atoms represent a double bond.

bond

The double bond is important for the reaction to form a macromolecule. The ethylene molecules are activated one after another and gradually form a macromolecule, whose structural formula is shown in Figure 2.7.

double bond

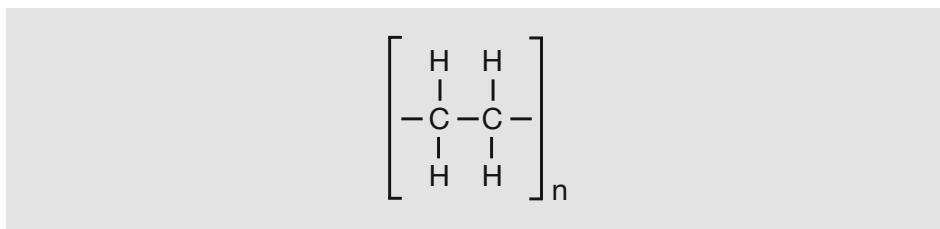


Figure 2.7 Structural formula of polyethylene (PE)